



3933 US Route 11
Cortland, New York 13045

Telephone: +1 (800) 345-3851
Facsimile: +1 (607) 758-6637
www.intertek.com

Project Number: G100283649
Certificate of Conformance Number: 9836071CRT-003

Date Issued: 7/28/2011

Test Report Number: G100283649CRT-011b



Applicant:
Nexans Inc.
dba Berk-Tek
132 White Oak Road
New Holland, PA 17557
Applicant Contact: Mr. Joel Fasnacht

Manufacturer:
Nexans Inc.
dba Berk-Tek
132 White Oak Road
New Holland, PA 17557USA
Mfg. Contact: Mr. Joel Fasnacht

Dear Mr. Joel Fasnacht;

Intertek is pleased to provide this letter report covering the testing of one (1) 4 Pair, 24 AWG, UTP, CMP, Plenum, Horizontal (solid), Part Number: HYPER+Plus 10032223. The sample was selected from your manufacturer facility, Nexans Inc. DBA Berk-Tek, by the Intertek Inspector Mr. Ronald Williams on 7/21/2011, for Quarter 3 2011 Quarterly Follow-up Testing.

The testing was performed at Intertek located in Cortland, NY on 7/26/2011, to the TIA-568-C.2 Category 5e specifications and did comply with the applicable requirements of the specifications.

We have appreciated this opportunity to be of service to you. If there are any questions regarding this letter or any other services offered by Intertek, Please do not hesitate to contact us.

Refer to Appendix A for test summary results

Sincerely,

Kathy Heath
Kathy Heath
Program Coordinator
Global Cabling Products Testing
Phone: (607) 758-6641
Email: kathy.heath@intertek.com

John Cash
John Cash
Technician
Global Cabling Products Testing
Phone: (607) 758-6677
Email: john.cash@intertek.com

Antoine Pelletier
Antoine Pelletier
Engineer
Global Cabling Products Testing
Phone: (607) 758-6718
Email: antoine.pelletier@intertek.com



This report is for the exclusive use of Intertek's Client and is provided pursuant to the agreement between Intertek and its Client. Intertek's responsibility and liability are limited to the terms and conditions of the agreement. Intertek assumes no liability to any party, other than to the Client in accordance with the agreement, for any loss, expense or damage occasioned by the use of this report. Only the Client is authorized to permit copying or distribution of this report and then only in its entirety. Any use of the Intertek name or one of its marks for the sale or advertisement of the tested material, product or service must first be approved in writing by Intertek. The observations and test results in this report are relevant only the sample tested. This report by itself does not imply that the material, product or service is or has ever been under an Intertek certification program.

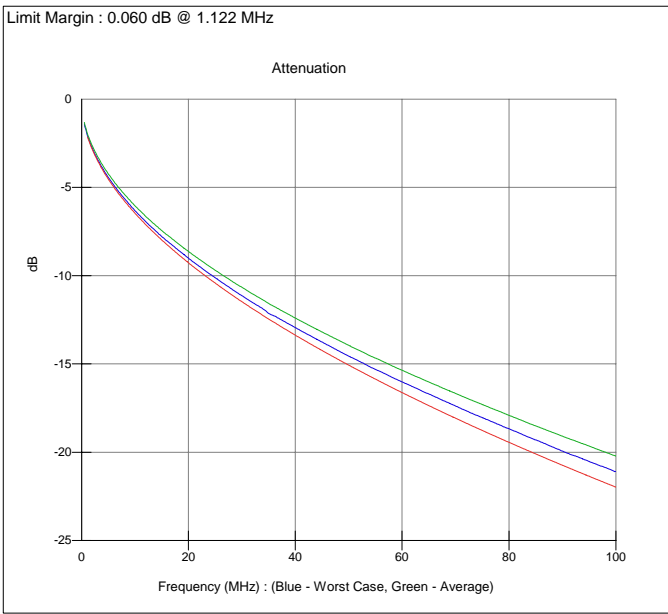
Appendix A

Test Results

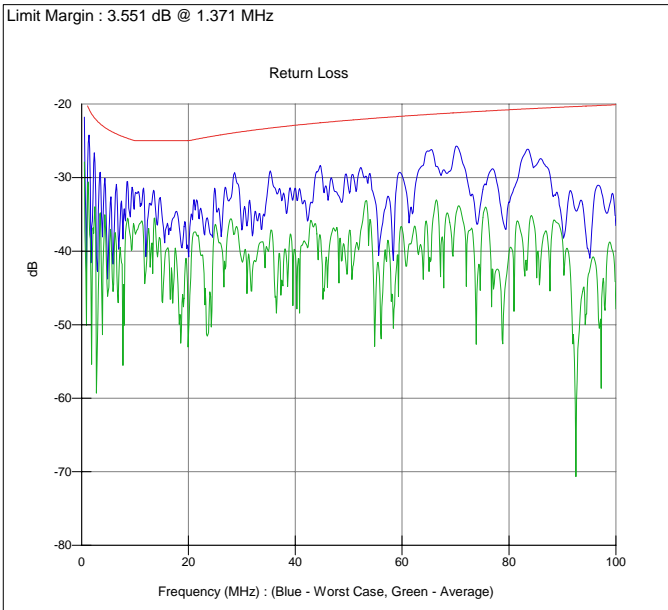


Summary

Client	Nexans Inc. DBA Berk-Tek	Report No	100283649CRT-011b
Specification	TIA-568-C2 - Cat 5e	Length	100.
Part No	10032223	Temperature	20 °C
Test Started	7/26/2011 9:10:00 AM		A
Description	4x24 UTP-CMP-Solid	Test Status	Complies
Technician	John Cash		



Attenuation			
Freq	Worst Case	Average	Spec
1.	2.0	1.9	2.0
4.	4.0	3.8	4.1
8.	5.6	5.4	5.8
10.	6.3	6.0	6.5
16.	8.0	7.7	8.2
20.	9.0	8.6	9.3
25.	10.1	9.7	10.4
31.25	11.4	10.9	11.7
62.5	16.4	15.7	17.0
100.	21.1	20.2	22.0

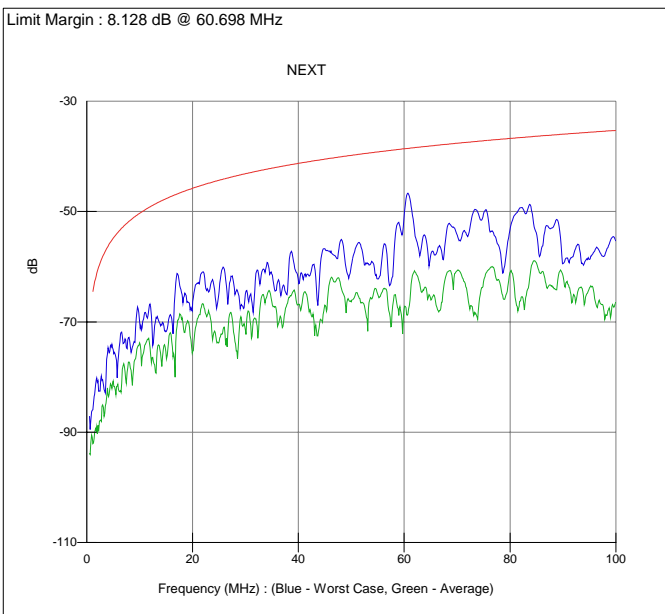


Return Loss			
Freq	Worst Case	Average	Spec
1.	35.5	38.6	20.0
4.	35.5	41.9	23.0
8.	34.6	47.2	24.5
10.	32.4	37.5	25.0
16.	36.4	39.7	25.0
20.	40.7	51.1	25.0
25.	31.7	36.4	24.3
31.25	34.1	40.4	23.6
62.5	31.1	36.9	21.5
100.	36.6	47.9	20.1

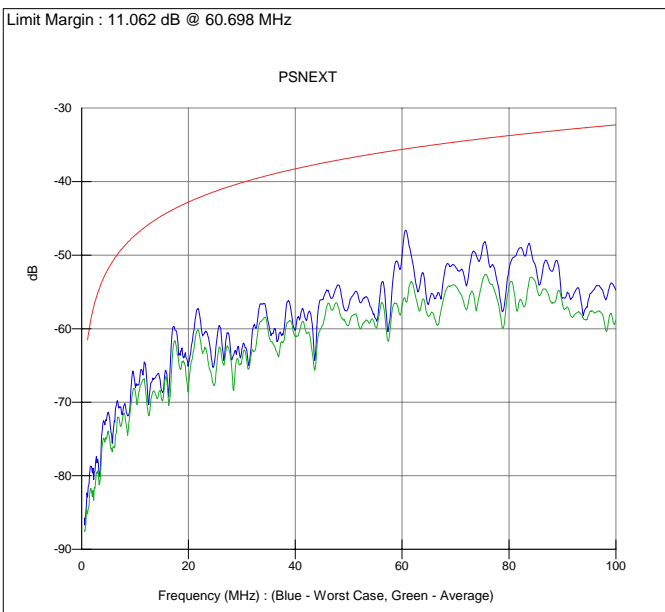


Summary

Client	Nexans Inc. DBA Berk-Tek	Report No	100283649CRT-011b
Specification	TIA-568-C2 - Cat 5e	Length	100.
Part No	10032223	Temperature	20 °C
Test Started	7/26/2011 9:10:00 AM		A
Description	4x24 UTP-CMP-Solid	Test Status	Complies
Technician	John Cash		



NEXT			
Freq	Worst Case	Average	Spec
1.	86.1	90.9	65.2
4.	74.7	83.4	56.3
8.	73.0	77.3	51.8
10.	71.0	73.9	50.3
16.	69.3	73.1	47.2
20.	66.7	75.4	45.8
25.	64.5	73.6	44.3
31.25	67.0	72.2	42.9
62.5	55.9	61.7	38.4
100.	55.4	66.4	35.3

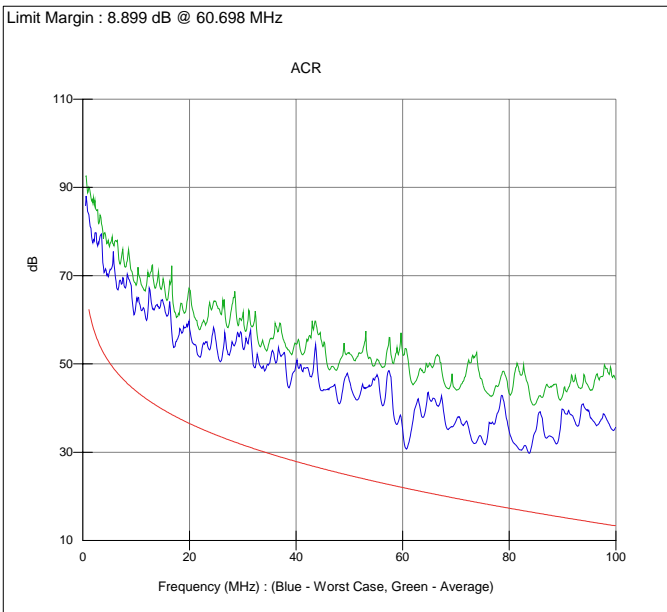


PSNEXT			
Freq	Worst Case	Average	Spec
1.	82.3	84.8	62.2
4.	72.7	75.1	53.3
8.	70.3	71.6	48.8
10.	67.7	68.3	47.3
16.	66.8	67.5	44.2
20.	64.7	67.9	42.8
25.	63.7	67.3	41.3
31.25	65.0	65.5	39.9
62.5	53.5	55.5	35.4
100.	54.8	58.8	32.3

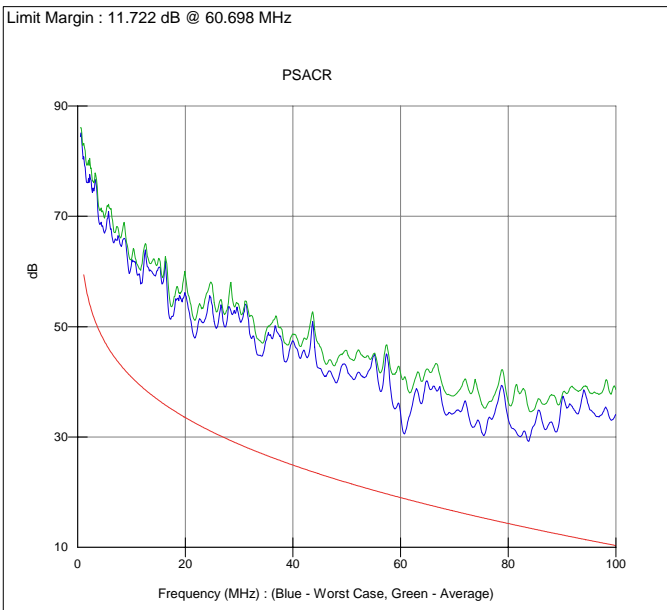


Summary

Client	Nexans Inc. DBA Berk-Tek	Report No	100283649CRT-011b
Specification	TIA-568-C2 - Cat 5e	Length	100.
Part No	10032223	Temperature	20 °C
Test Started	7/26/2011 9:10:00 AM		A
Description	4x24 UTP-CMP-Solid	Test Status	Complies
Technician	John Cash		



ACR			
Freq	Worst Case	Average	Spec
1.	84.2	89.1	63.2
4.	70.8	79.6	52.2
8.	67.4	72.0	46.0
10.	64.7	67.9	43.8
16.	61.3	65.5	39.0
20.	58.2	66.9	36.5
25.	55.0	64.1	33.9
31.25	56.7	61.4	31.2
62.5	40.6	46.2	21.4
100.	35.7	46.4	13.3

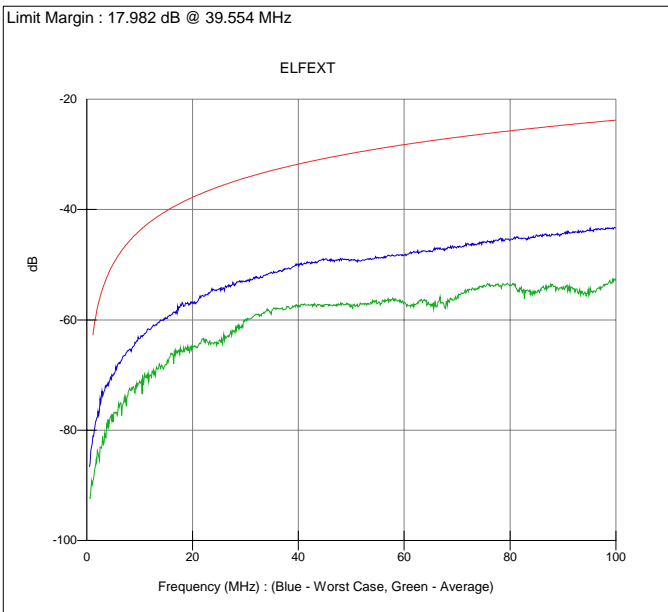


PSACR			
Freq	Worst Case	Average	Spec
1.	80.4	82.9	60.2
4.	68.8	71.4	49.2
8.	64.7	66.2	43.0
10.	61.4	62.3	40.8
16.	58.8	59.9	36.0
20.	55.8	59.2	33.5
25.	53.8	57.6	30.9
31.25	54.0	54.6	28.2
62.5	37.3	39.8	18.4
100.	34.1	38.6	10.3

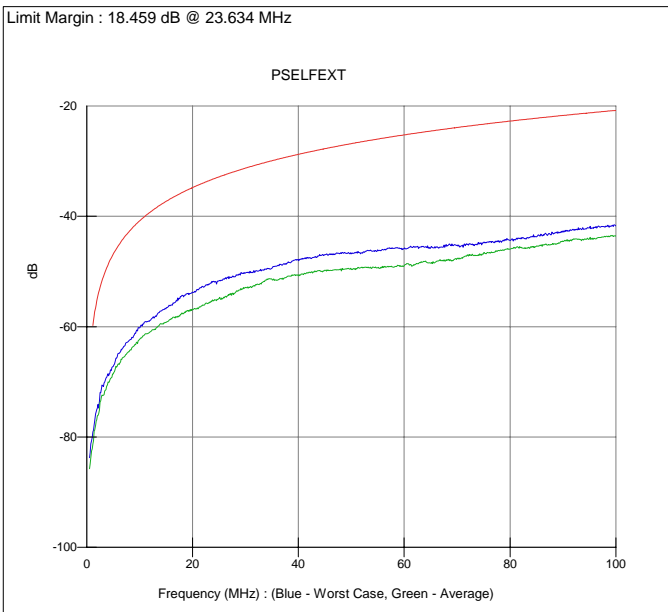


Summary

Client	Nexans Inc. DBA Berk-Tek	Report No	100283649CRT-011b
Specification	TIA-568-C2 - Cat 5e	Length	100.
Part No	10032223	Temperature	20 °C
Test Started	7/26/2011 9:10:00 AM		A
Description	4x24 UTP-CMP-Solid	Test Status	Complies
Technician	John Cash		



ELFEXT			
Freq	Worst Case	Average	Spec
1.	82.4	89.9	63.7
4.	71.5	78.2	51.8
8.	65.4	72.6	45.7
10.	63.4	71.2	43.8
16.	59.0	66.2	39.7
20.	57.0	65.0	37.8
25.	54.4	63.8	35.8
31.25	52.7	59.6	33.9
62.5	47.6	56.9	27.9
100.	43.3	52.5	23.8

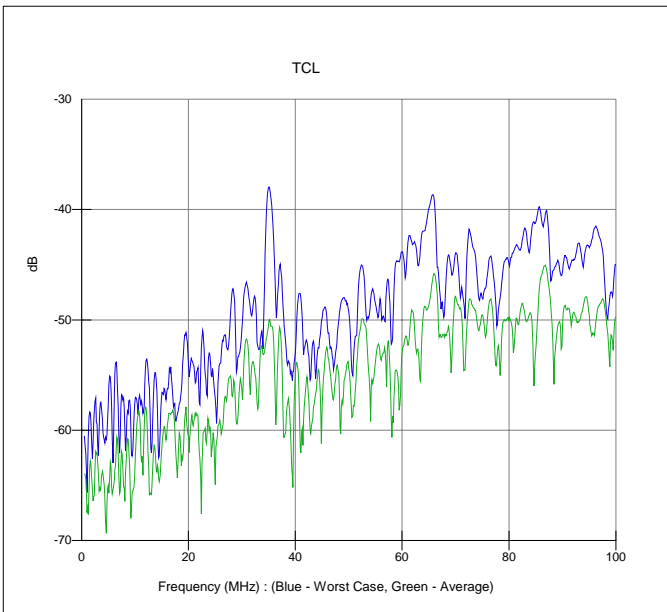


PSELFEXT			
Freq	Worst Case	Average	Spec
1.	80.1	82.1	60.7
4.	68.6	70.0	48.8
8.	62.5	64.5	42.7
10.	60.2	62.2	40.8
16.	56.1	58.6	36.7
20.	53.8	56.9	34.8
25.	51.7	54.9	32.8
31.25	50.2	52.8	30.9
62.5	45.5	48.6	24.9
100.	41.8	43.5	20.8

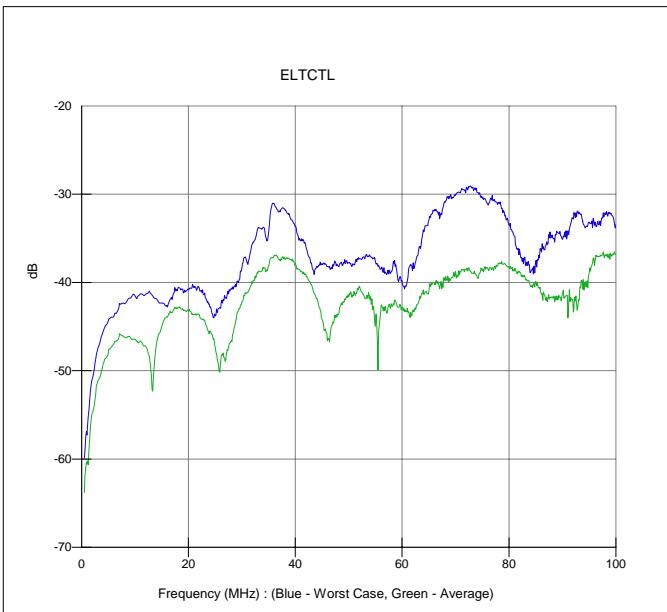


Summary

Client	Nexans Inc. DBA Berk-Tek	Report No	100283649CRT-011b
Specification	TIA-568-C2 - Cat 5e	Length	100.
Part No	10032223	Temperature	20 °C
Test Started	7/26/2011 9:10:00 AM		A
Description	4x24 UTP-CMP-Solid	Test Status	Complies
Technician	John Cash		



TCL			
Freq	Worst Case	Average	Spec
1.	65.6	67.4	
4.	60.2	64.0	
8.	58.6	65.6	
10.	57.3	63.2	
16.	56.3	59.8	
20.	54.2	60.5	
25.	57.1	64.9	
31.25	47.8	53.3	
62.5	43.2	52.1	
100.	45.1	49.7	



ELTCTL			
Freq	Worst Case	Average	Spec
1.	-57.2	-60.6	
4.	-45.6	-49.3	
8.	-42.4	-46.2	
10.	-41.5	-46.4	
16.	-42.7	-43.9	
20.	-40.8	-43.3	
25.	-43.8	-47.4	
31.25	-37.5	-41.0	
62.5	-37.7	-43.0	
100.	-33.4	-36.9	