



3933 US Route 11  
Cortland, New York 13045

Telephone: +1 (800) 345-3851  
Facsimile: +1 (607) 758-6637  
www.intertek.com

Project Number: 3193544  
Certificate of Conformance Number: 3045110CRT-003

Date Issued: 2/12/2010

**Test Report Number: 3193544CRT-041b**



Applicant:  
Nexans Inc.  
dba Berk-Tek  
132 White Oak Road  
New Holland, PA 17557  
Applicant Contact: Mr. Joel Fasnacht

Manufacturer:  
Nexans Inc.  
dba Berk-Tek  
132 White Oak Road  
New Holland, PA 17557USA  
Mfg. Contact: Mr. Joel Fasnacht

Dear Mr. Joel Fasnacht;

Intertek is pleased to provide this letter report covering the testing of one (1) 4 Pair, 23 AWG, FTP, CMR, Non-Plenum Riser, Horizontal (solid) Cable, Part Number: LanMark 6 p/n 10074211. The sample was selected from your manufacturer facility, Nexans Inc. DBA Berk-Tek, by the Intertek Inspector Mr. Ronald Williams on 2/4/2010, for Quarter 1 2010 Quarterly Follow-up Testing.

The testing was performed at Intertek located in Cortland, NY on 2/11/2010, to the TIA 568-C.2 Category 6 specifications and did comply with the applicable requirements of the specifications.

We have appreciated this opportunity to be of service to you. If there are any questions regarding this letter or any other services offered by Intertek, Please do not hesitate to contact us.

Refer to Appendix A for test summary results

Sincerely,

*Kathy Heath*  
Kathy Heath  
Program Coordinator  
Global Cabling Products Testing  
Phone: (607) 758-6641  
Email: kathy.heath@intertek.com

*John Cash*  
John Cash  
Technician  
Global Cabling Products Testing  
Phone: (607) 758-6677  
Email: john.cash@intertek.com

*Antoine Pelletier*  
Antoine Pelletier  
Engineer  
Global Cabling Products Testing  
Phone: (607) 758-6718  
Email: antoine.pelletier@intertek.com



This report is for the exclusive use of Intertek's Client and is provided pursuant to the agreement between Intertek and its Client. Intertek's responsibility and liability are limited to the terms and conditions of the agreement. Intertek assumes no liability to any party, other than to the Client in accordance with the agreement, for any loss, expense or damage occasioned by the use of this report. Only the Client is authorized to permit copying or distribution of this report and then only in its entirety. Any use of the Intertek name or one of its marks for the sale or advertisement of the tested material, product or service must first be approved in writing by Intertek. The observations and test results in this report are relevant only the sample tested. This report by itself does not imply that the material, product or service is or has ever been under an Intertek certification program.

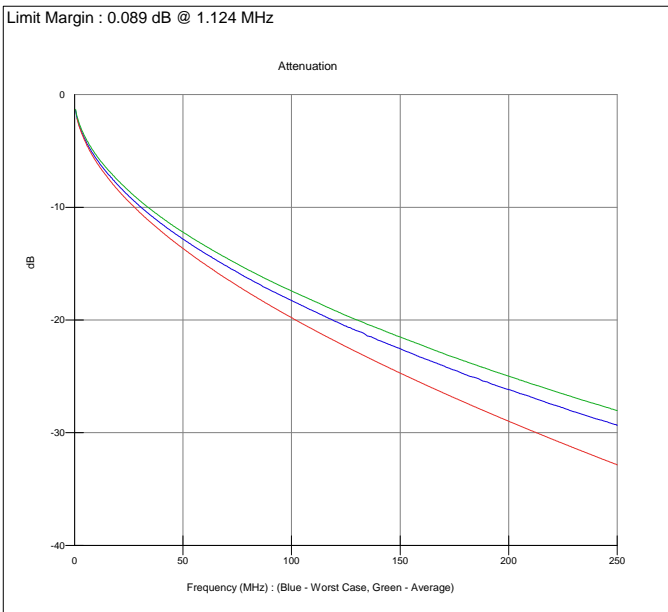
Appendix A

Test Results

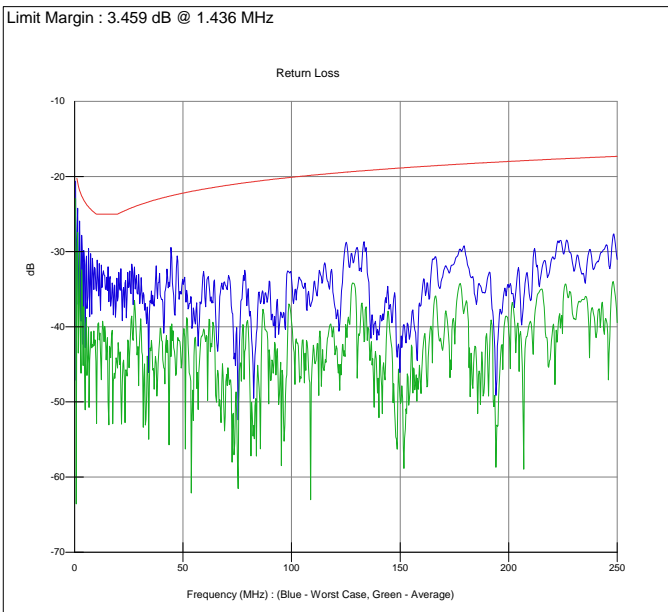


## Summary

<b>Client</b>	Nexans Inc	<b>Report No</b>	3193544CRT-041b
<b>Specification</b>	TIA-568-C2 - Cat 6 Cable	<b>Length</b>	100.
<b>Part No</b>	10074211	<b>Temperature</b>	20 °C
<b>Test Started</b>	2/11/2010 11:48:30 AM		A
<b>Description</b>	4x23 FTP-CMR-Solid	<b>Test Status</b>	Complies
<b>Technician</b>	John Cash		



Attenuation			
Freq	Worst Case	Average	Spec
1.	1.9	1.8	2.0
4.	3.6	3.4	3.8
8.	5.1	4.8	5.3
10.	5.7	5.4	6.0
16.	7.2	6.8	7.6
20.	8.0	7.6	8.5
25.	9.0	8.5	9.5
31.25	10.1	9.6	10.7
62.5	14.4	13.7	15.4
100.	18.3	17.4	19.8
200.	26.2	25.0	29.0
250.	29.3	28.0	32.9

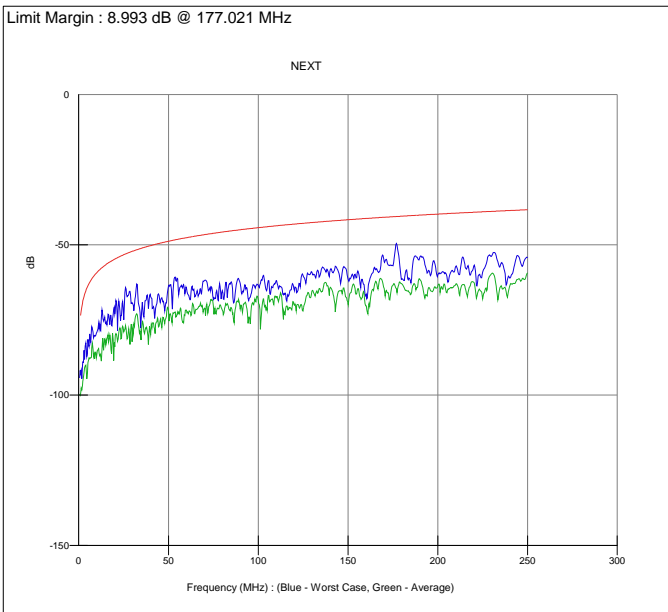


Return Loss			
Freq	Worst Case	Average	Spec
1.	35.9	43.5	20.0
4.	39.6	43.4	23.0
8.	38.4	42.8	24.5
10.	39.8	48.4	25.0
16.	34.6	45.7	25.0
20.	36.3	43.7	25.0
25.	34.7	43.9	24.3
31.25	36.3	43.6	23.6
62.5	36.5	42.5	21.5
100.	33.5	39.2	20.1
200.	34.8	40.4	18.0
250.	31.0	39.4	17.3

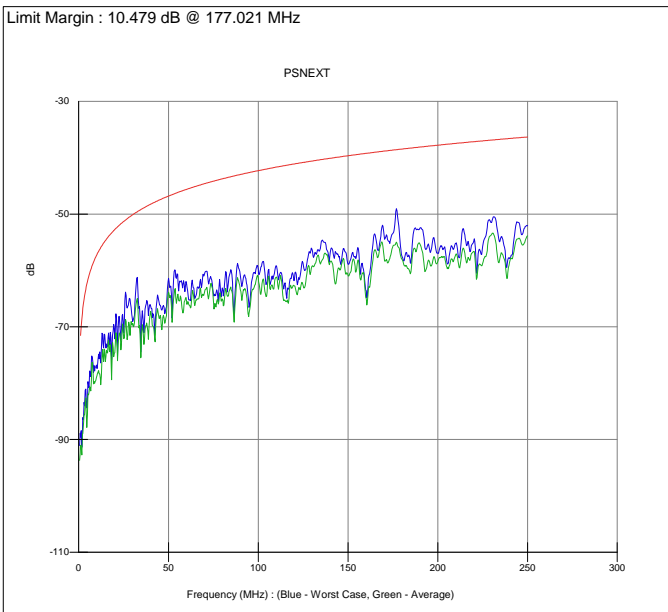


## Summary

<b>Client</b>	Nexans Inc	<b>Report No</b>	3193544CRT-041b
<b>Specification</b>	TIA-568-C2 - Cat 6 Cable	<b>Length</b>	100.
<b>Part No</b>	10074211	<b>Temperature</b>	20 °C
<b>Test Started</b>	2/11/2010 11:48:30 AM		A
<b>Description</b>	4x23 FTP-CMR-Solid	<b>Test Status</b>	Complies
<b>Technician</b>	John Cash		



NEXT			
Freq	Worst Case	Average	Spec
1.	92.4	99.8	74.2
4.	82.9	90.3	65.3
8.	79.2	84.8	60.8
10.	80.0	86.9	59.3
16.	76.2	80.9	56.2
20.	71.9	83.3	54.8
25.	73.1	78.3	53.3
31.25	68.9	75.7	51.9
62.5	66.4	73.3	47.4
100.	63.4	68.5	44.3
200.	60.1	63.8	39.8
250.	54.3	59.3	38.3

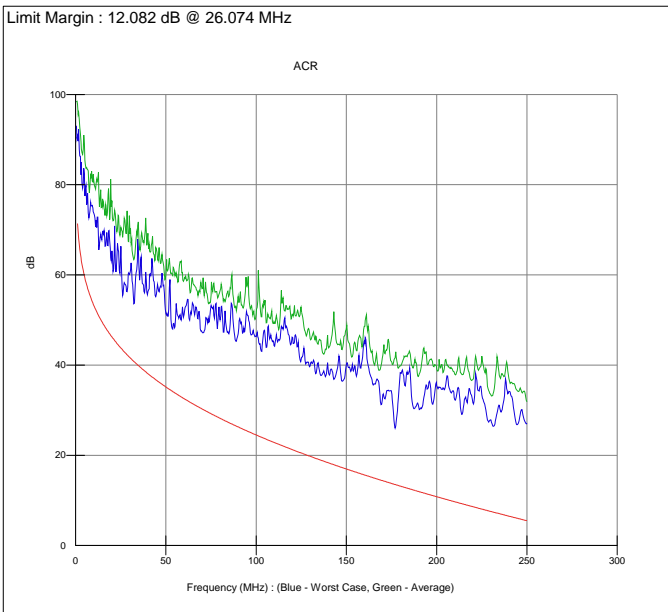


PSNEXT			
Freq	Worst Case	Average	Spec
1.	89.3	91.6	72.2
4.	81.4	83.1	63.3
8.	76.7	77.9	58.8
10.	78.1	78.8	57.3
16.	73.8	74.6	54.2
20.	71.2	74.7	52.8
25.	70.2	71.4	51.3
31.25	66.7	68.4	49.9
62.5	64.4	66.5	45.4
100.	59.8	61.4	42.3
200.	57.0	58.5	37.8
250.	52.1	53.9	36.3

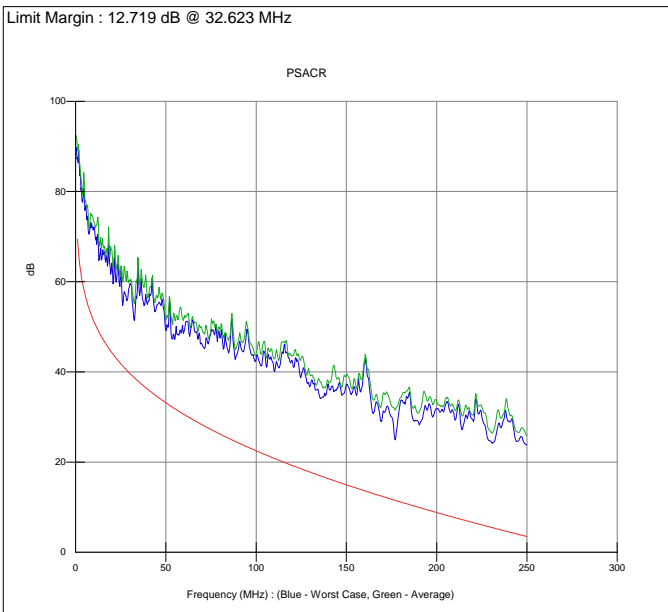


## Summary

<b>Client</b>	Nexans Inc	<b>Report No</b>	3193544CRT-041b
<b>Specification</b>	TIA-568-C2 - Cat 6 Cable	<b>Length</b>	100.
<b>Part No</b>	10074211	<b>Temperature</b>	20 °C
<b>Test Started</b>	2/11/2010 11:48:30 AM		A
<b>Description</b>	4x23 FTP-CMR-Solid	<b>Test Status</b>	Complies
<b>Technician</b>	John Cash		



ACR			
Freq	Worst Case	Average	Spec
1.	90.7	98.1	72.1
4.	79.4	87.0	61.5
8.	74.3	80.1	55.4
10.	74.6	81.6	53.4
16.	69.6	74.3	48.7
20.	64.3	75.8	46.3
25.	64.5	70.0	43.8
31.25	59.5	66.4	41.2
62.5	52.7	60.0	32.0
100.	46.4	51.4	24.5
200.	35.7	39.4	10.8
250.	27.1	31.9	5.5

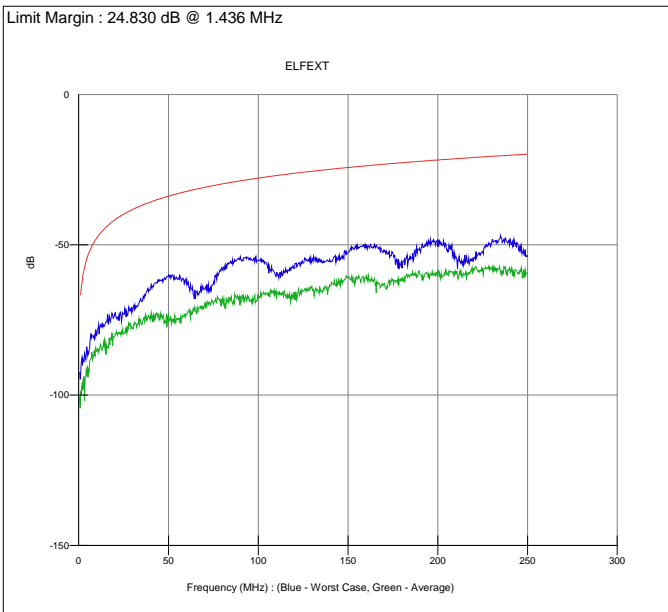


PSACR			
Freq	Worst Case	Average	Spec
1.	87.4	89.8	70.1
4.	77.9	79.7	59.5
8.	71.8	73.1	53.4
10.	72.7	73.5	51.4
16.	67.0	67.8	46.7
20.	63.2	67.0	44.3
25.	61.6	62.9	41.8
31.25	57.1	58.9	39.2
62.5	50.1	52.9	30.0
100.	43.0	43.9	22.5
200.	31.8	33.5	8.8
250.	23.9	25.8	3.5

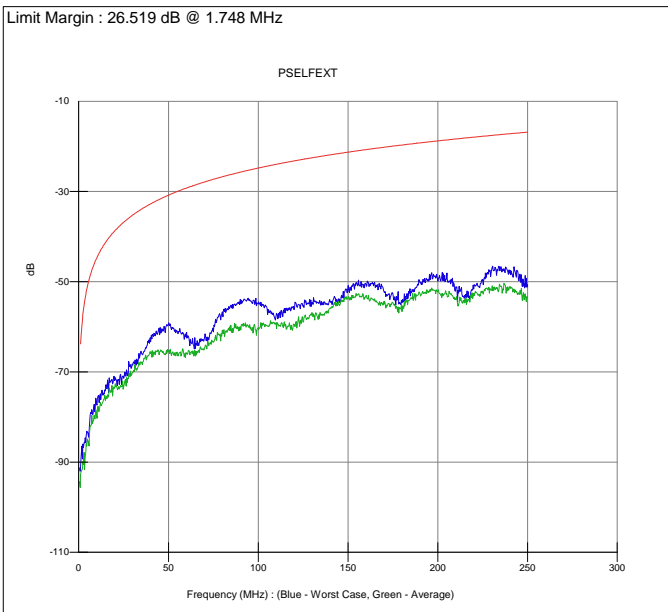


## Summary

<b>Client</b>	Nexans Inc	<b>Report No</b>	3193544CRT-041b
<b>Specification</b>	TIA-568-C2 - Cat 6 Cable	<b>Length</b>	100.
<b>Part No</b>	10074211	<b>Temperature</b>	20 °C
<b>Test Started</b>	2/11/2010 11:48:30 AM		A
<b>Description</b>	4x23 FTP-CMR-Solid	<b>Test Status</b>	Complies
<b>Technician</b>	John Cash		



ELFEXT			
Freq	Worst Case	Average	Spec
1.	94.5	101.1	67.6
4.	87.8	93.1	55.8
8.	80.6	86.9	49.7
10.	79.9	85.4	47.8
16.	74.3	83.9	43.7
20.	74.9	80.3	41.8
25.	73.0	79.6	39.8
31.25	70.7	76.2	37.9
62.5	64.1	72.6	31.9
100.	55.2	66.8	27.8
200.	50.0	59.0	21.8
250.	54.0	59.4	19.8

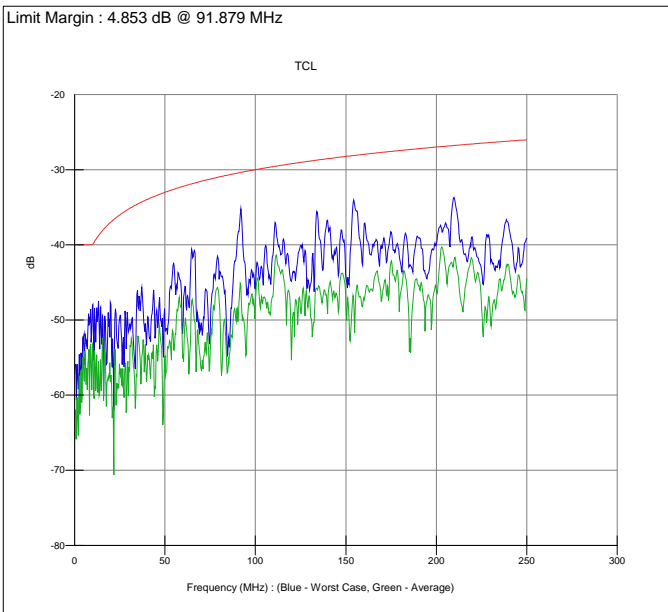


PSELFEXT			
Freq	Worst Case	Average	Spec
1.	92.3	93.8	64.6
4.	85.6	87.4	52.8
8.	79.4	81.1	46.7
10.	77.1	79.7	44.8
16.	72.4	75.3	40.7
20.	71.5	73.5	38.8
25.	71.2	73.5	36.8
31.25	67.9	69.1	34.9
62.5	63.4	65.6	28.9
100.	55.0	60.2	24.8
200.	49.8	52.2	18.8
250.	50.7	53.7	16.8

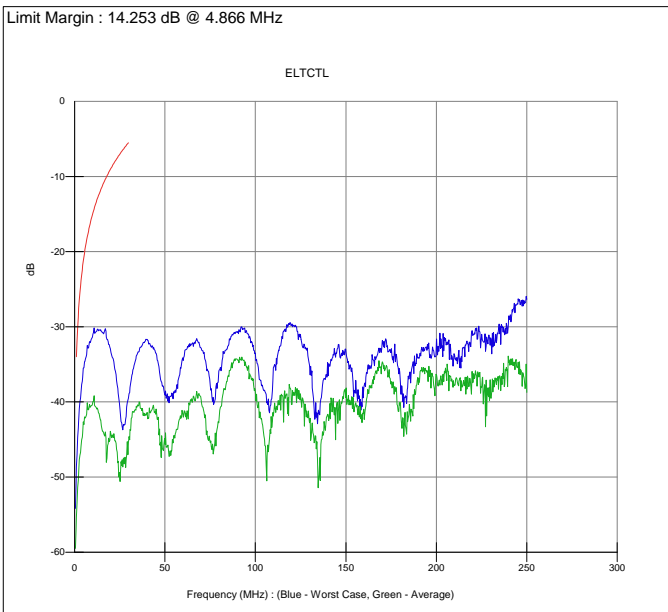


## Summary

<b>Client</b>	Nexans Inc	<b>Report No</b>	3193544CRT-041b
<b>Specification</b>	TIA-568-C2 - Cat 6 Cable	<b>Length</b>	100.
<b>Part No</b>	10074211	<b>Temperature</b>	20 °C
<b>Test Started</b>	2/11/2010 11:48:30 AM		A
<b>Description</b>	4x23 FTP-CMR-Solid	<b>Test Status</b>	Complies
<b>Technician</b>	John Cash		



TCL			
Freq	Worst Case	Average	Spec
1.	61.0	64.9	40.0
4.	56.8	60.8	40.0
8.	50.9	54.3	40.0
10.	48.0	53.3	40.0
16.	58.0	58.7	38.0
20.	47.8	57.7	37.0
25.	50.5	56.5	36.0
31.25	51.0	52.9	35.1
62.5	46.8	52.5	32.0
100.	45.8	48.3	30.0
200.	39.9	46.0	27.0
250.	39.1	44.5	26.0



ELTCTL			
Freq	Worst Case	Average	Spec
1.	49.5	56.0	34.8
4.	37.6	45.0	23.0
8.	32.5	40.8	16.9
10.	31.2	40.1	15.0
16.	30.9	44.1	10.9
20.	33.2	44.1	9.0
25.	40.7	50.1	7.0
31.25	37.3	42.8	
62.5	32.7	41.5	
100.	33.5	38.6	
200.	32.4	36.4	
250.	26.3	38.7	